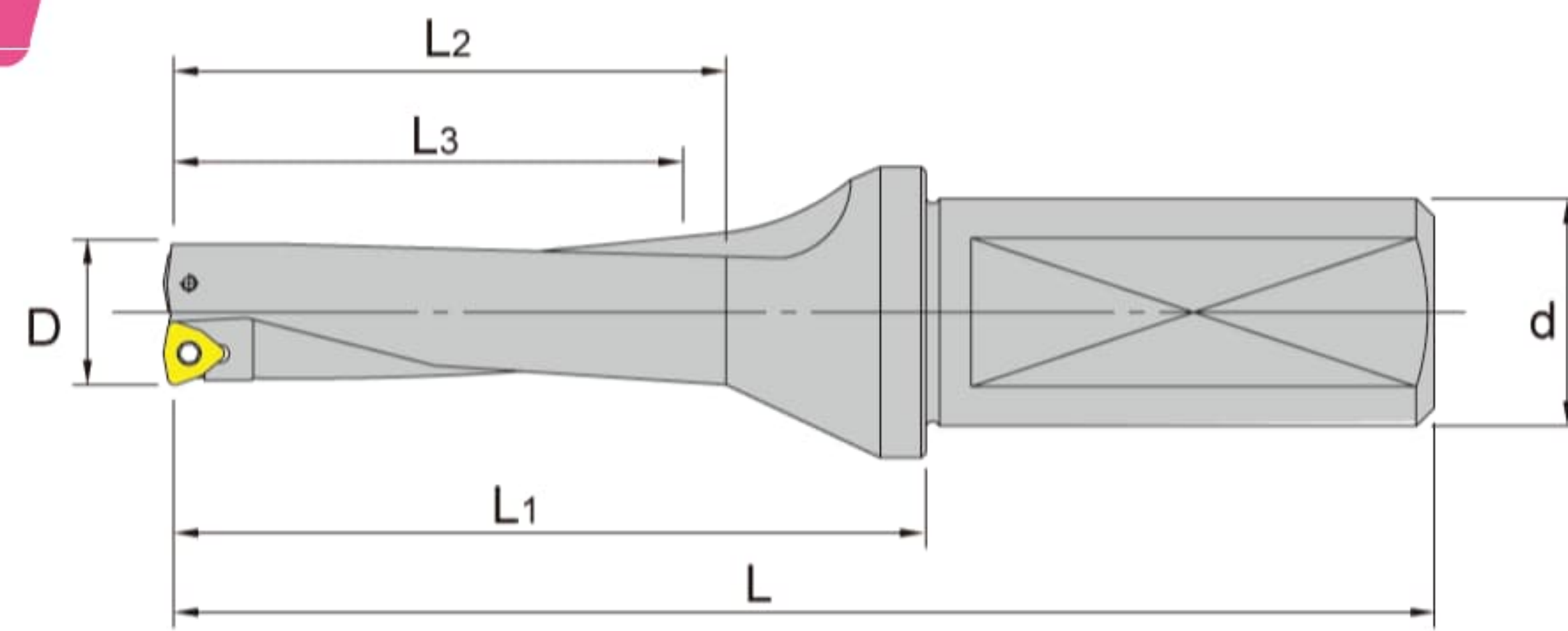



**High Speed Drill(2D)**



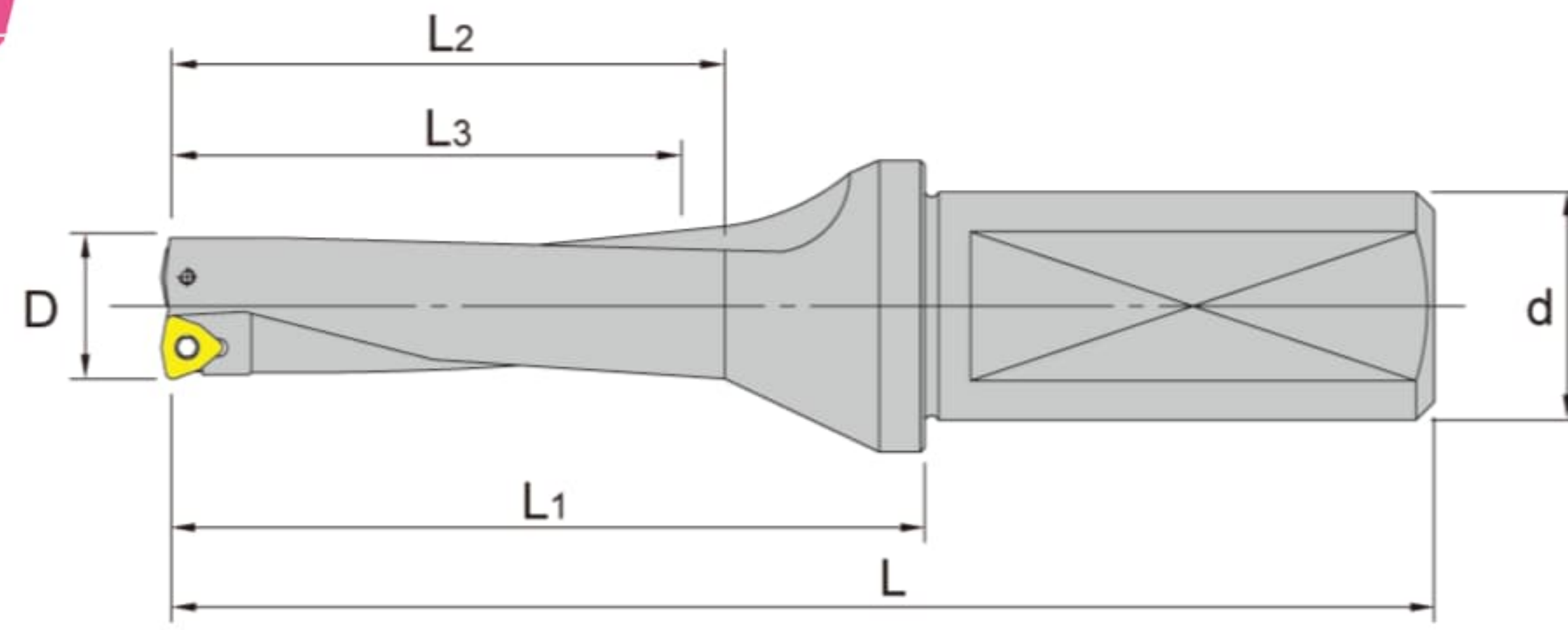

■ For Sumitomo/ Seco Insert

Order number	Insert number	Dimensions (mm)						Screw	Wrench
		D	L	L1	L2	L3	d		
C25 SD14-28	WCMX 030208	14	109	53	33	28	25	BFTX 02506	TRX08
SD15-30		15	111	55	35	30			
SD16-32		16	113	57	37	32			
SD17-34		17	115	59	39	34			
SD18-36		18	117	61	41	36			
SD19-38		19	119	63	43	38			
SD20-40		20	121	65	45	40			
C32 SD21-42	WCMX 040208	21	123	67	47	42	32	BFTX 0310	TRX10
SD22-44		22	125	69	49	44			
SD23-46		23	127	71	51	46			
SD24-48		24	129	73	53	48			
SD25-50	WCMT 050308	25	131	75	55	50	32	BFTX 0310	TRX10
SD26-52		26	133	77	57	52			
SD27-54		27	135	79	59	54			
SD28-56		28	137	81	61	56			
SD29-58		29	139	83	63	58			
SD30-60		30	141	85	65	60			
SD31-62	WCMT 06T308	31	143	87	67	62	32	BFTX 03509	TRX15
SD32-64		32	145	89	69	64			
SD33-66		33	147	91	71	66			
SD34-68		34	149	93	73	68			
SD35-70		35	151	95	75	70			
SD36-72		36	153	97	77	72			
SD37-74		37	155	99	79	74			
SD38-76		38	157	101	81	76			
SD39-78		39	159	103	83	78			
SD40-80		40	161	105	85	80			
C40 SD41-82	WCMT 080412	41	177	112	87	82	40	BFTX 0410	TRX15
SD42-84		42	179	114	89	84			
SD43-86		43	181	116	91	86			
SD44-88		44	183	118	93	88			
SD45-90		45	185	120	95	90			
SD46-92		46	187	122	97	92			
SD47-94		47	189	124	99	94			
SD48-96		48	191	126	101	96			
SD49-98		49	193	128	103	98			
SD50-100		50	195	130	105	100			
SD51-102		51	197	132	107	102			
SD52-104		52	199	134	109	104			
SD53-106		53	201	136	111	106			
SD54-108		54	203	138	113	108			
SD55-110		55	205	140	115	110			
SD56-112		56	207	142	117	112			
SD57-114		57	209	144	119	114			
SD58-116		58	211	146	121	116			
SD58-118		59	213	148	123	118			
SD60-120		60	215	150	125	120			

G



## High Speed Drill(3D)

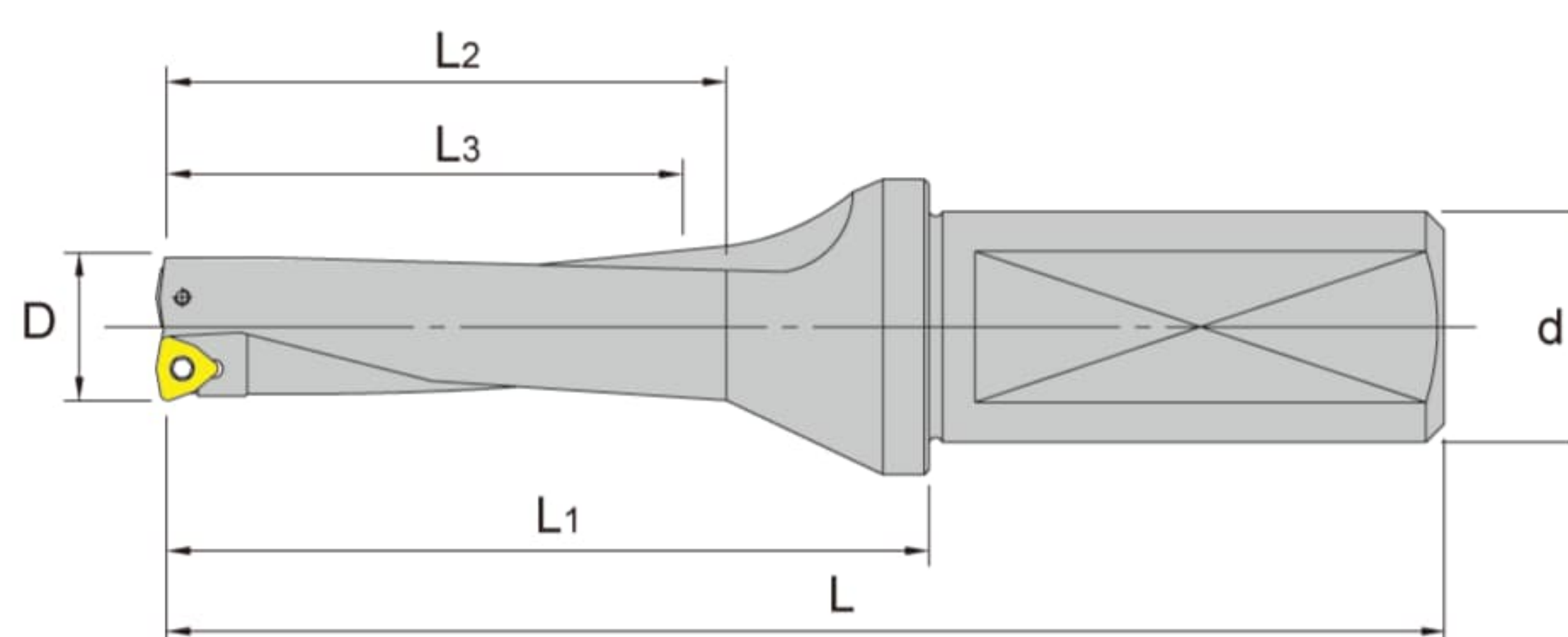


■ For Sumitomo/ Seco Insert

Order number	Insert number	Dimensions (mm)						Screw	Wrench
		D	L	L <sub>1</sub>	L <sub>2</sub>	L <sub>3</sub>	d		
C25 SD14-42	WCMX 030208	14	123	67	47	42	25	BFTX 02506	TRX08
SD15-45		15	126	70	50	45			
SD16-48		16	129	73	53	48			
SD17-51		17	132	76	56	51			
SD18-54		18	135	79	59	54			
SD19-57		19	138	82	62	57			
SD20-60		20	141	85	65	60			
C32 SD21-63	WCMX 040208	21	144	88	68	63	32	BFTX 0310	TRX10
SD22-66		22	147	91	71	66			
SD23-69		23	150	94	74	69			
SD24-72		24	153	97	77	72			
SD25-75	WCMT 050308	25	156	100	80	75	32	BFTX 0310	TRX10
SD26-78		26	159	103	83	78			
SD27-81		27	162	106	86	81			
SD28-84		28	165	109	89	84			
SD29-87		29	168	112	92	87			
SD30-90	WCMT 06T308	30	171	115	95	90	32	BFTX 03509	TRX15
SD31-93		31	174	118	98	93			
SD32-96		32	177	121	101	96			
SD33-99		33	180	124	104	99			
SD34-102		34	183	127	107	102			
SD35-105		35	186	130	110	105			
SD36-108		36	189	133	113	108			
SD37-111		37	192	136	116	111			
SD38-114		38	195	139	119	114			
SD39-117		39	198	142	122	117			
C40 SD41-123	WCMT 080412	40	201	145	125	120	40	BFTX 0410	TRX15
SD42-126		41	218	153	128	123			
SD43-129		42	221	156	131	126			
SD44-132		43	224	159	134	129			
SD45-135		44	227	162	137	132			
SD46-136		45	230	165	140	135			
SD47-141		46	233	168	143	138			
SD48-144		47	236	171	146	141			
SD49-147		48	239	174	149	144			
SD50-150		49	242	177	152	147			
SD51-153		50	245	180	155	150			
SD52-156		51	248	183	158	153			
SD53-159		52	251	186	161	156			
SD54-162		53	254	189	164	159			
SD55-165		54	257	192	167	162			
SD56-168		55	260	195	170	165			
SD57-171		56	263	198	173	168			
SD58-174		57	266	201	176	171			
SD58-177		58	269	204	179	174			
SD60-180		59	272	207	182	177			
	60	275	210	185	180				



**High Speed Drill(4D)**



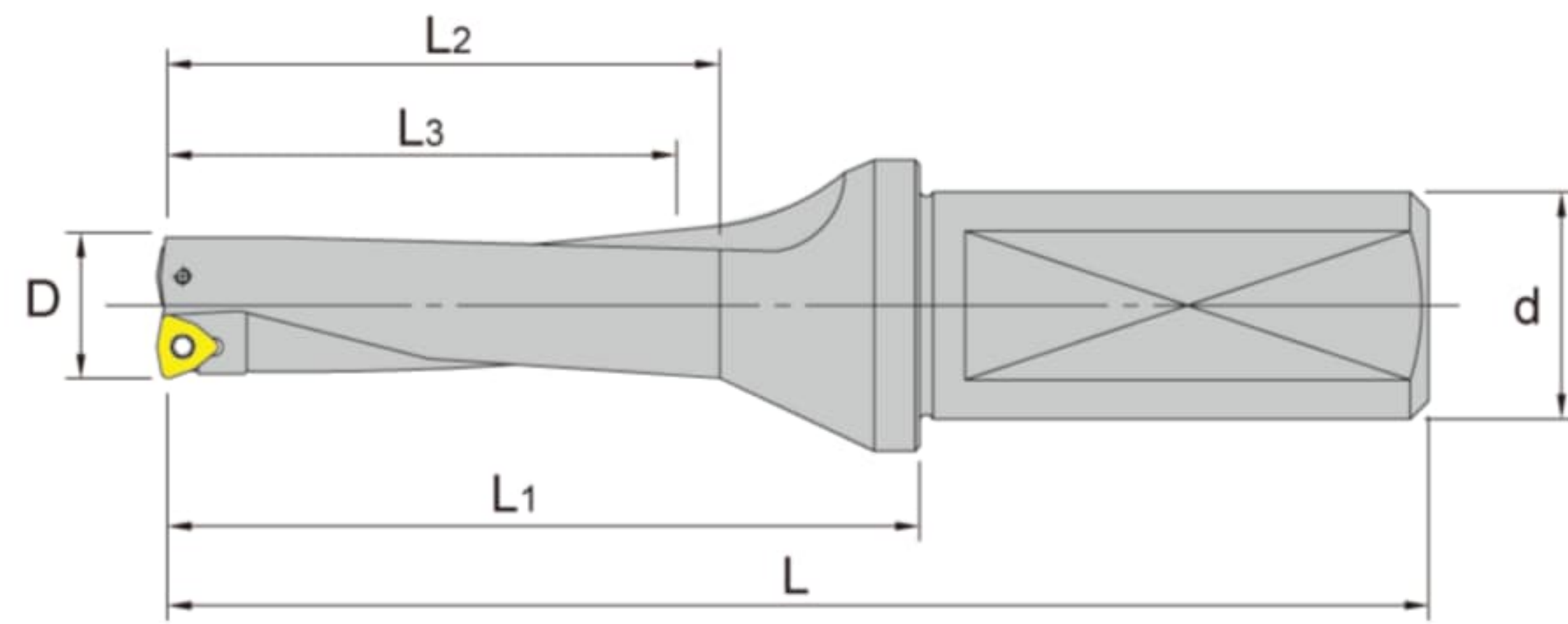
■ For Sumitomo/ Seco Insert

Order number	Insert number	Dimensions (mm)						Screw	Wrench
		D	L	L <sub>1</sub>	L <sub>2</sub>	L <sub>3</sub>	d		
C25 SD14-56	WCMX 030208	14	125	81	61	56	25	BFTX 02506	TRX08
SD15-60		15	129	85	65	60			
SD16-64		16	133	89	69	64			
SD17-68		17	137	93	73	68			
SD18-72		18	153	97	77	72			
SD19-76		19	157	101	81	76			
SD20-80		20	161	105	85	80			
C32 SD21-84	WCMX 040208	21	165	109	89	84	32	BFTX 02506	TRX08
SD22-88		22	169	113	93	88			
SD23-92		23	173	117	97	92			
SD24-96		24	177	121	101	96			
SD25-100	WCMT 050308	25	181	125	105	100	32	BFTX 0310	TRX10
SD26-104		26	185	129	109	104			
SD27-108		27	189	133	113	108			
SD28-112		28	193	137	117	112			
SD29-116		29	197	141	121	116			
SD30-120		30	201	145	125	120			



## High Speed Drill(3D)

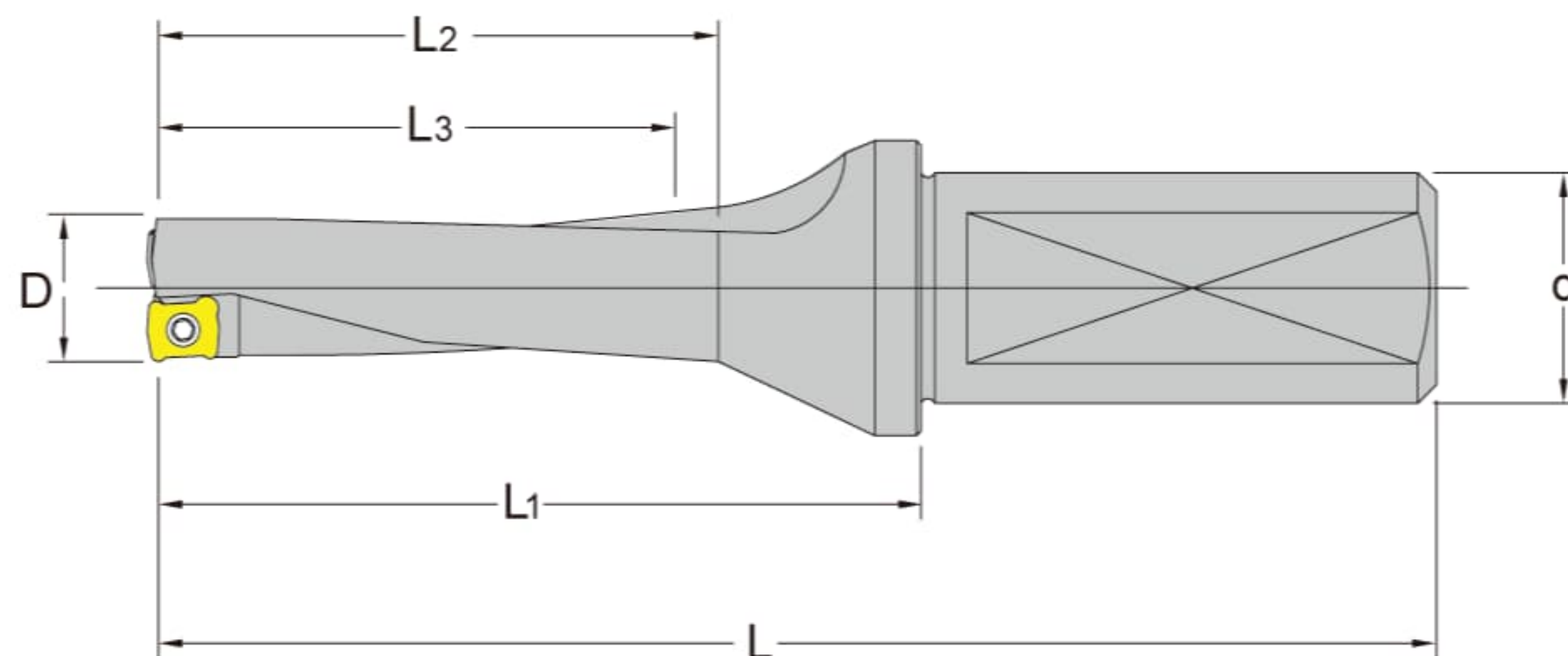
Point 點數



■ For Sumitomo/ Seco Insert

Order number	Insert number	Dimensions (mm)						Screw	Wrench
		D	L	L1	L2	L3	d		
C25 SD14.5-43.5	WCMX 030208	14.5	124.5	68.5	48.5	43.5	25	BFTX 02506	TRX08
SD15.5-46.5		15.5	127.5	71.5	51.5	46.5			
SD16.5-49.5		16.5	130.5	74.5	54.5	49.5			
SD17.5-52.5		17.5	133.5	77.5	57.5	52.5			
SD18.5-55.5		18.5	136.5	80.5	60.5	55.5			
SD19.5-58.5		19.5	139.5	83.5	63.5	58.5			
SD20.5-61.5		20.5	142.5	86.5	66.5	61.5			
C32 SD21.5-64.5	WCMX 040208	21.5	145.5	89.5	69.5	64.5	32	BFTX 0310	TRX10
SD22.5-67.5		22.5	148.5	92.5	72.5	67.5			
SD23.5-70.5		23.5	151.5	95.5	75.5	70.5			
SD24.5-73.5		24.5	154.5	98.5	78.5	73.5			
SD25.5-76.5		25.5	157.5	101.5	81.5	76.5			
SD26.5-79.5	WCMX 050308	26.5	160.5	104.5	84.5	79.5	32	BFTX 0310	TRX10
SD27.5-82.5		27.5	163.5	107.5	87.5	82.5			
SD28.5-85.5		28.5	166.5	110.5	90.5	85.5			
SD29.5-88.5		29.5	169.5	113.5	93.5	88.5			

## High Speed Drill(3D)



■ Right hand tool holder shown.(For Sandvik Insert )

Order number	Insert number	Dimensions (mm)						Screw	Wrench
		D	L	L1	L2	L3	d		
C25 SD16-48LC	LCMX 030308	16	125	81	61	56	25	BFTX 02206	TRX07
SD17-51LC		17	129	85	65	60			
SD18-54LC		18	133	89	69	64			
SD19-57LC		19	137	93	73	68			
SD20-60LC		20	153	97	77	72			
C32 SD21-63LC	LCMX 040308	21	157	101	81	76	32	BFTX 02506	TRX08
SD22-66LC		22	161	105	85	80			
SD23-69LC		23	165	109	89	84			
SD24-72LC		24	169	113	93	88			
SD25-75LC		25	173	117	97	92			